

WHEN I MET MY SELF

Fabricademy Final project 2024-2025

By Rawan Aziziyeh



WHO'S RAWAN ?

Costume Designer

Passionate about storytelling through clothing

Dark, Bold, Theatrical

These designs reflect my ability to translate stories into visually striking costumes:

The black dress reimagines Wednesday Addams with elegance and gothic charm.

The blood-stained white dress creates a dramatic, haunting effect, amplified by the immersive setting.




Festive, Whimsical Joyful

These designs capture the festive spirit of a Christmas play, blending creativity and storytelling to bring characters to life on stage.



Dynamic, Flexible Shimmering


Custom-designed leotards that combine functionality and elegance, crafted to enhance movement while showcasing unique, eye-catching designs.



The inability to express emotions



Feeling lost in your adulthood



reconnecting with your inner child



EMOTIONAL EXPRESSION



MENTAL HEALTH

How Am I going to represent this journey?

Two interactive wearable designs
Tailor made for two people



Inner Child Design

Feeling Free

playfulness

creativity

Energy

emotional healing

Adult Design

Feeling Lost

inner conflict


confusion

pain

emotional disconnection

Presenting the emotional journey through a video performance


- Two models represent the emotional journey
- Interaction through touch symbolizes healing and transformation
- Dynamic costume changes reflect emotional reconnection




HOW THE TWO DESIGNS **INTERACT** WITH EACH OTHER,



CAPACITIVE SENSORS
BY RACHELFREIRE



PROXIMITY SENSORS



TOUCHING SENSORS
BY SABINE SEYMOUR

Skin Electronics week

```
#define TEMP_PIN 2      // Analog pin for the thermistor
#define LED_PIN 7      // PWM pin for the LED (must support analogWrite)

void setup() {
  Serial.begin(115200); // Start serial communication for debugging
  pinMode(LED_PIN, OUTPUT); // Set the LED pin as an output
}

void loop() {
  // Read the sensor value from the thermistor
  int sensorValue = analogRead(TEMP_PIN);

  // Convert the sensor value to temperature in Celsius (using a basic formula for
  float voltage = sensorValue * (3.3 / 4095.0); // Convert sensor value to voltage

  // Use a simplified approximation (this will depend on your thermistor's character
  float temperature = (voltage - 0.5) * 26.3; // Convert voltage to temperature for

  // Print the temperature to the Serial Monitor
  Serial.print("Temperature: ");
  Serial.print(temperature);
  Serial.println(" C");

  // Control the LED fade effect based on the temperature
  if (temperature >= 30) { // If temperature is 30°C or above, fade in the LED
    fadeLED();
  } else {
    analogWrite(LED_PIN, 0); // If temperature is below 30°C, turn the LED off
  }

  delay(1000); // Delay 1 second before reading again
}


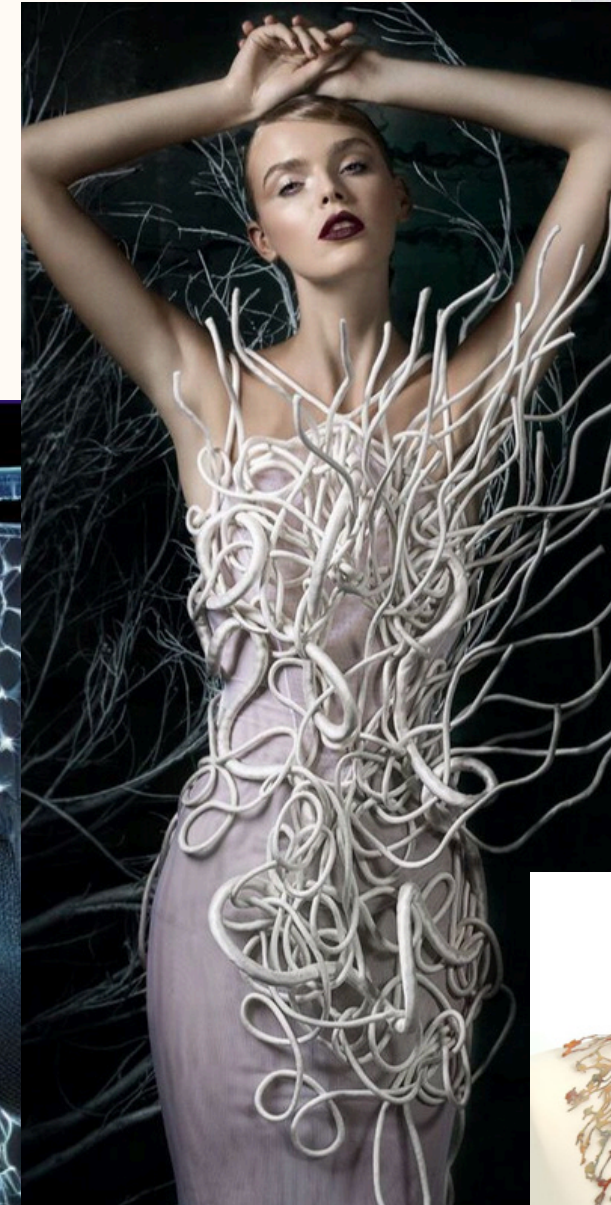
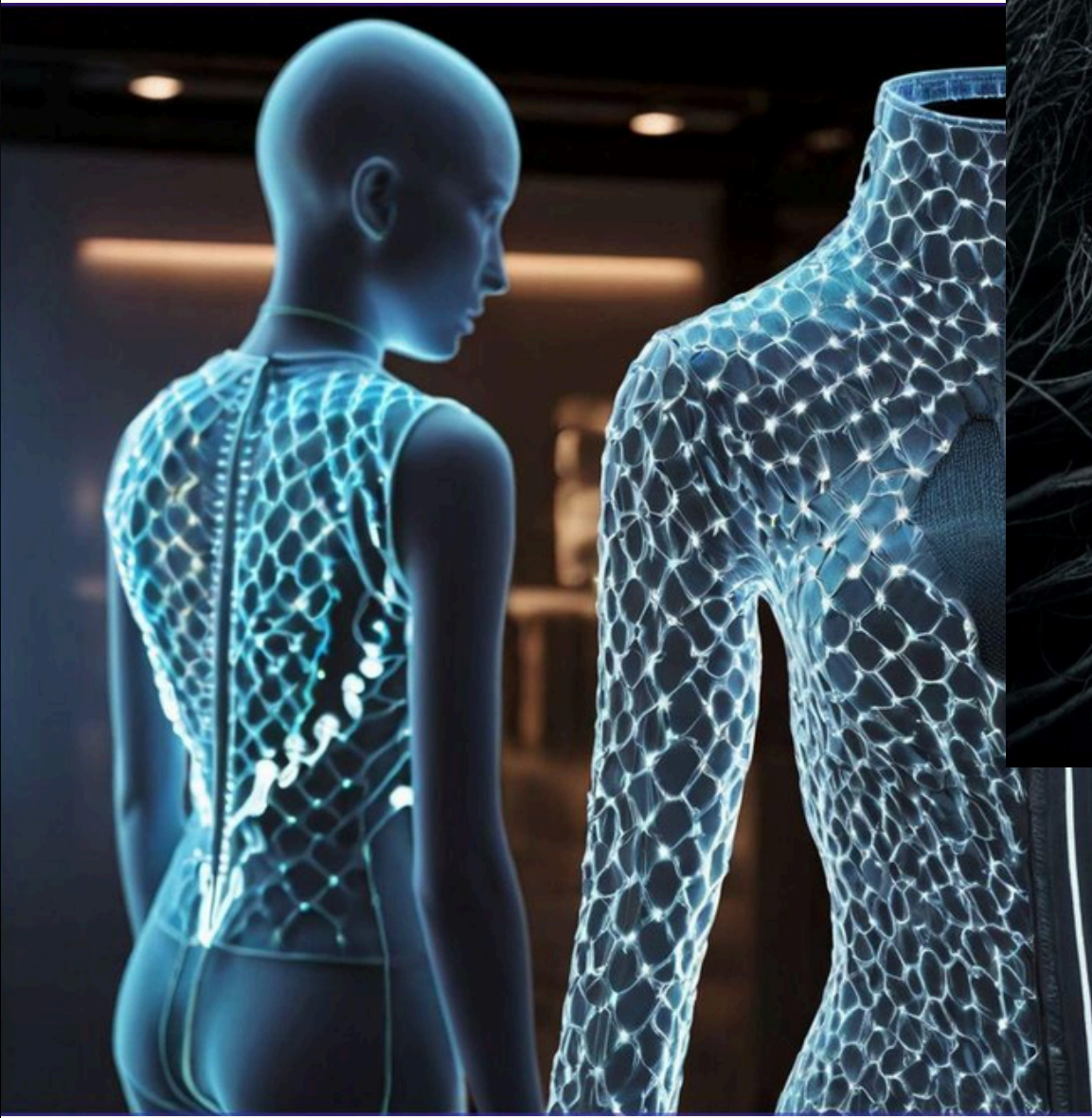
// Function to fade the LED in, stay on for 1 second, and fade out
void fadeLED() {
  // Fade in
  for (int brightness = 0; brightness <= 255; brightness++) {
    analogWrite(LED_PIN, brightness);
    delay(10); // Adjust this delay to control the fade speed
  }

  // Stay fully lit for 1 second
  delay(1000);

  // Fade out
  for (int brightness = 255; brightness >= 0; brightness--) {
    analogWrite(LED_PIN, brightness);
    delay(10); // Adjust this delay to control the fade speed
  }
}
```



MOOD BOARD (FEELING LOST DESIGNN)



MOOD BOARD (INNER CHILD DESIGN)



Why am I doing this project?

To use **costume design** and **wearable technology** to express **emotions** that are **hard to convey** through words.

I want this project to **help people** understand their feelings better

REFERENCES PROJECTS:



Responding to elements like **body temperature**, galvanic skin response, heart rate, or proprioception

project info:

name: emotional clothing – sensory prosthesis garment

designer: iga węglińska

photography: mila łapko

models: martyna P (MANGO models), emilia D (gaga models)

emotional clothing by iga węglińska
responds to body changes and stimulates mindfulness

REFERENCES PROJECTS:



INTIMACY is a fashion project that uses **smart e-foils** and **liquid crystals** to create garments that change **transparency** based on **interactions**, such as a **rising heartbeat**, blending technology with personal expression

Created by Studio Roosegaarde, led by Dutch designer Daan Roosegaarde.

REFERENCES PROJECTS:



They used an **EEG headset** sensor called the Emotiv Epoc, which has **14 sensors** to read **brain activity**. It **translates brain states** into **different colors** shown on the **3D-printed** neuron shapes in the design.

NEUROTiq by SENSOREE

Who Will Connect with This Project?

Fashion Industry

Movies & Theater

Mental Health Awareness

when we **ignore** our inner child, we can continue in a **cycle** of our **impulses & emotions** taking control of our lives, **self-destructive behaviors**, and a feeling of **neglect** and **disconnection** from ourselves. This healing focuses on uncovering and releasing the causes for some personality traits & behaviors so you can move around the world and react to **future challenges** from a point of safety and curiosity rather than as a **wounded child**.

WENDY MATHEKA
(psychologist)

THANK YOU !

aziziyerrawan@gmail.com