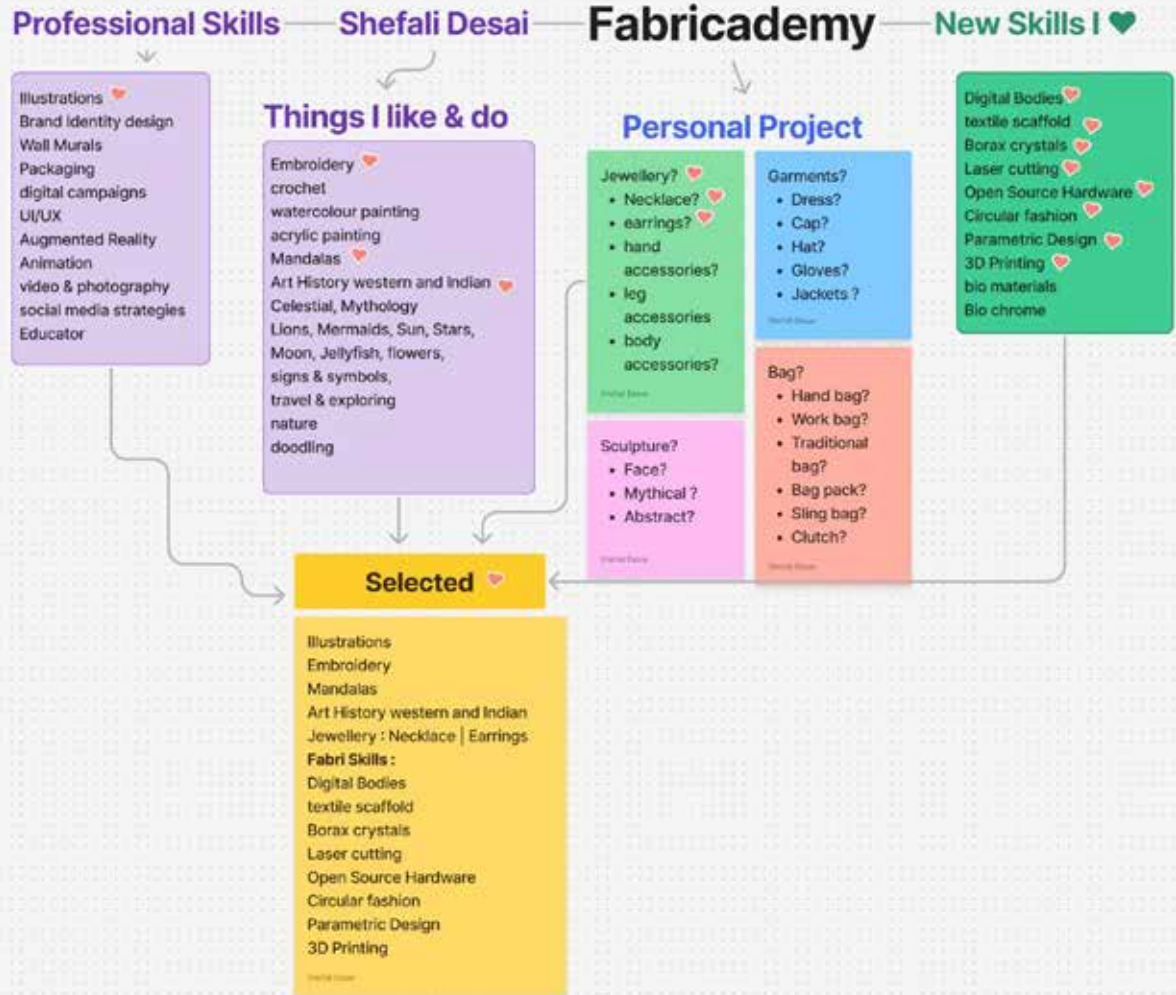


17.12.2024  
Shefali Desai

# Fabricademy Project Proposal

# LIST OF SKILLS & LIKES



# WHAT DO I WANT TO DO?

As an artist & designer I am strong at creating illustrations which are often digital or hand  
\*mainly flat\*

I want to be able to take my skills of fabrication learned during the fabricademy course and bring life, form & tactileness to my work through use of different processes and materials



# Fabri Journey & Personal Insights

Through my fabri journey, I found myself resonating most with concepts that held deep symbolic meanings, and often circled back to my Indian roots.

Which also aligned well with my aspired Phd topic to study about the symbolic meanings of mandalas from an illustrative art perspective



# What is a Mandala?

A **mandala** is a geometric design or pattern that often represents the **universe**, **wholeness**, or a **spiritual journey**. The word "mandala" comes from the Sanskrit term for "circle," but it encompasses much more than just circular shapes.

Mandalas are deeply symbolic and are used in various cultures and traditions for meditation, healing, and spiritual practices.



# Key Features of a Mandala:

**Central Focus:** Most mandalas begin with a central point, representing the core of existence or self.

**Symmetry and Balance:** Mandalas are typically symmetrical and radiate outward in intricate, repeating patterns.

**Geometric Shapes:** They include circles, squares, triangles, and other geometric forms, often layered in a harmonious arrangement.

**Symbolism:** Each element or shape within a mandala can have spiritual or cultural significance, such as representing the four directions, elements, or the interconnectedness of life.




# Uses of Mandalas:

**Spiritual Practices:** In Buddhism and Hinduism, mandalas are used for meditation, prayer, and as a visual aid to spiritual focus, helping you align yourself with your **spiritual & physical self**

**Art Therapy:** Coloring or creating mandalas is used for relaxation, **self-expression**, and stress relief.

**Cultural Symbols:** Mandalas appear in various cultures as architectural designs (e.g., stained glass windows in Gothic churches) or ceremonial art.

**Personal Growth:** They can symbolize an individual's journey toward **self-discovery and inner peace**.



# Types of Mandalas



# Abstract Mandalas

**Freedom of Form:** They may deviate from the traditional circular format. Symmetry is often optional or loosely applied.


**Unique Patterns:** Abstract mandalas incorporate irregular, organic, or non-repeating patterns. They often include flowing lines, unconventional shapes, or non-geometric forms.

**Personal Expression:** They are less about adhering to spiritual traditions and more about conveying the artist's emotions, thoughts, or creativity. Artists may use abstract mandalas to explore personal symbolism or storytelling.

**Use of Color :** Abstract mandalas may feature unconventional color schemes, such as gradients, splashes. Colors often reflect the mood or theme rather than symbolic meanings.

**Integration of Mixed Media:** They may combine digital elements, textures, or collage techniques.

**Versatility:** Abstract mandalas are often used in modern art, design, and fashion. They appear in tattoos, home decor, digital graphics, and personal journaling.



# Types of Mandalas

## Celestial Mandalas

Depict suns, moons, stars, or planetary systems. Often symbolize the universe's vastness and the interconnectedness of all things



<https://www.heartcom.org/MandalicCodes.htm>

# Project Idea

Creating an **exclusive collection of jewelry inspired by celestial mandalas, infused with nature elements of traditional Indian embroidery.**

The pieces will **blend modern fabrication techniques like laser cutting and 3D printing with artisanal crafts such as embroidery, illustrations and DIY crystal embellishments.**

By combining natural materials like wood and contemporary ones like acrylic, **this collection aims to bridge tradition and innovation, creating wearable art that is meaningful, visually captivating, and unique.**



# Embodied Ideation Session

For this project, an embodied ideation session involves physically engaging with materials, forms, and movements to draw inspiration for the jewelry designs. By working directly with wood, acrylic, and embroidery threads, I allow tactile sensations and spatial awareness to guide the creation of mandala patterns.

- **Gesture-based design:** Using hand movements to draw mandala-inspired shapes, translating them into digital sketches.
- **Material exploration:** Experimenting with the weight, texture, and flexibility of materials to inspire form and function in the jewelry.
- **Mindful practices:** Drawing mandalas or meditating on celestial and natural themes to channel their symbolism into the design process.

## Design Intervention

This project acts as a design intervention by reinterpreting traditional mandala art through the lens of modern fabrication and sustainable practices.

- **Revitalizing Mandala Motifs:** Transforming spiritual and cultural symbols into wearable contemporary pieces.
- **Sustainable Advocacy:** Introducing eco-conscious materials and methods in jewelry-making, challenging the status quo of fast fashion accessories.
- **Empowering Artisanal Techniques:** Combining advanced digital tools with handcrafting skills to create a harmonious fusion of past and present.



Exploring the world of celestial-themed jewelry reveals a rich tapestry of designers who draw inspiration from the cosmos, crafting pieces that capture the beauty and mystery of the universe.

# Inspiration & Reference

## 1. Elie Top – Celestial Mechanics

- **Key Insight:** Elie Top combines celestial themes with **mechanical precision** in his jewelry, incorporating intricate moving parts and talismanic elements.
- **Inspiration for Me:**
  - Integrating **kinetic movement** into my designs to make elements like the moon phases or planets subtly rotate or shift.
  - A blend of traditional symbolism (sun, moon, stars) with modern, functional elements (hinges, rotating gears) for a dynamic look.



# Inspiration & Reference

## 2. Anthony Lent – Sculptural Celestial Faces

- **Key Insight:** Lent's work often features **sculpted sun and moon faces**, evoking a dreamlike quality with a connection to folklore and mythology.
- **Inspiration for Me:**
  - Incorporate sculptural, 3D-printed elements of **moon faces or sun rays** into my jewelry. This would add a tactile, narrative quality to my pieces.
  - This approach gives my celestial mandalas a more **mythological and humanized presence**, connecting them to stories / emotions.



# Inspiration In a Nutshell

1. **Movement and Interaction:**
  - Inspired by Elie Top, integrate subtle **kinetic movement** in elements like rotating moons or pendulum-like sun rays.
2. **Sculptural Details:**
  - Inspired by Anthony Lent, incorporate **sculpted faces** of the sun and moon using **3D-printed components**.
3. **Reflective Surfaces and Sparkle:**
  - From Van Cleef & Arpels, use laser-cut mirrored surfaces or **crystal embellishments** to simulate stars or cosmic reflections.
4. **Layered Elegance:**
  - Chaumet and Chanel emphasize symmetry and subtlety; my mandalas can mirror this through layered embroidery, **laser-cut details**, and flowing lines.
5. **Symbolic Connection:**
  - All these elements together to tell a **story of transformation, harmony, and the cycles of life**, using the celestial sun, moon, and planets as my narrative anchors.



[Article : The short history of celestial \(and space\) jewelry](#)

# Reference for Fabrication



Laser Cutting



Threads



Weaving



Laser Cutting



Bead  
Embroidery



# Reference for Fabrication



Embroidery



# Reference for Fabrication



3d print



# Reference for scale



# Reference of Products in the market



# Relevance of the Project


This project aligns seamlessly with my journey as a designer and artist exploring the **intersection of traditional craftsmanship and digital fabrication**. By integrating techniques learned in the FabriAcademy, with my passion for Indian art forms and jewelry design, this project becomes a deeply personal yet universally appealing endeavor.

1. **Preserving Heritage:** Showcase the symbolic richness of Indian mandala patterns in contemporary design.
2. **Innovating Through Technology:** Use laser cutting, 3D printing, and parametric design to create intricate, precise forms.
3. **Promoting Sustainability:** Integrate eco-friendly materials like wood and upcycled acrylic with artisanal embellishments.
4. **Crafting Meaningful Wearable Art:** Merge celestial themes with traditional embroidery and DIY crystal elements for a unique, tactile experience.



# Anticipated Outcomes

- A unique jewelry collection that bridges traditional and digital craftsmanship.
- A personal exploration of the intersection between Indian art forms and modern technology.
- A product line that resonates with both artistic and eco-conscious communities.



# Sketches

While developing the sketches, I was deeply inspired to create a design that highlights the **phases of the moon** and the sun as the **central force of our universe**. This concept draws from the profound cultural significance of the sun and moon in Indian traditions. **In Indian culture, the sun symbolizes energy, vitality, and enlightenment—it is the source of all life and represents divine power and cosmic order.**

The **moon**, on the other hand, **reflects transformation, rhythm, and the passage of time, symbolizing balance, calmness, and introspection**. Together, the sun and moon embody the **harmony of opposites**: light and shadow, strength and subtlety, creation and reflection.

**This duality inspired me to integrate their symbolism into the design, capturing their celestial essence through intricate patterns and layers.**




# Digital Prototypes

This jewelry series draws inspiration from the cosmic dance of celestial bodies, transforming the spiritual symbolism of the **sun, moon, stars, and planets** into intricate and wearable art.

Each design represents the **interconnectedness** of the universe, embodying themes of **balance, transformation, energy, and eternal cycles**.

The pieces celebrate the grandeur of the cosmos while offering a personal connection to its infinite beauty.



# Digital Prototypes for scale

## Techniques and Materials:

- **Parametric Design:** The intricate patterns are generated using parametric design techniques, offering customization opportunities for size and layout.
- **Laser-Cut Precision:** Clean, delicate lines emphasize the elegance of celestial forms.
- **Embroidery and Reflective Surfaces:** Adding dimension, texture, and visual contrast to symbolize light and motion.
- **3D-Printed Components:** Sculptural celestial forms like the stars and moons to enhance depth and intricacy.



# Digital Prototypes for scale

## Techniques and Materials:

- **Parametric Design:** The intricate patterns are generated using parametric design techniques, offering customization opportunities for size and layout.
- **Laser-Cut Precision:** Clean, delicate lines emphasize the elegance of celestial forms.
- **Embroidery and Reflective Surfaces:** Adding dimension, texture, and visual contrast to symbolize light and motion.
- **3D-Printed Components:** Sculptural celestial forms like the stars and moons to enhance depth and intricacy.







Laser cutting Digital Bodies



Crystallization Textile Scaffold




Parametric Design Computational Couture



3d print Computational Couture



Weaving Open Source Hardware



Electronics Wearables

# The Five W's & One H

## Who

**Target Audience:** Individuals who appreciate wearable art inspired by celestial and nature themes, with a deep connection to Indian culture and mandalas.

**Demographics:** Eco-conscious buyers, jewelry enthusiasts, art collectors, and those seeking unique, artisanal accessories.

## What

**A collection** of exquisite jewelry blending traditional Indian art with modern fabrication techniques.

**Key features** include intricate mandala designs, celestial themes, and sustainable materials like wood and acrylic, enhanced with embroidery and DIY crystals.

## When

Project initiated during FabriAcademy coursework, with a planned timeline for prototype creation, testing, and final production by the end of the course.



# The Five W's & One H

## Where

**Design and Fabrication:** Developed at the FabLab at Somaiya School of Design

**Market:** Sold online, at artisan fairs, and in curated boutique stores catering to unique, handcrafted designs.

## Why

**To provide** jewelry lovers with meaningful, sustainable, and exquisitely designed accessories.

**To offer** a fusion of technology and tradition, showcasing the beauty of celestial and nature-inspired mandalas through wearable art.

## How

**Craftsmanship:** Combining digital fabrication (laser cutting and 3D printing) with traditional hand embroidery and crystal embellishments.

**Storytelling:** Creating each piece with a narrative that ties celestial and natural elements to Indian heritage.

**Sustainability:** Using eco-friendly materials and techniques to create a collection that aligns with conscious consumer values.







# Digital Experimentation

Thanks to my mentor, Rico, I was able to experiment with creating **parametric mandalas**, which open up exciting **possibilities for customization in terms of size and patterns for personalized accessories**.

This exploration sparked ideas to further enhance my design by integrating **light and kinetic movement**, adding dynamic and interactive elements to the piece. I also aim to experiment with **reflective surfaces** to elevate the visual impact and intricacy of the design.

I look forward to diving deeper into the process phase, where I can explore various techniques and materials to bring this concept to life.





**Thank you !**  
**Open for feedback**

